



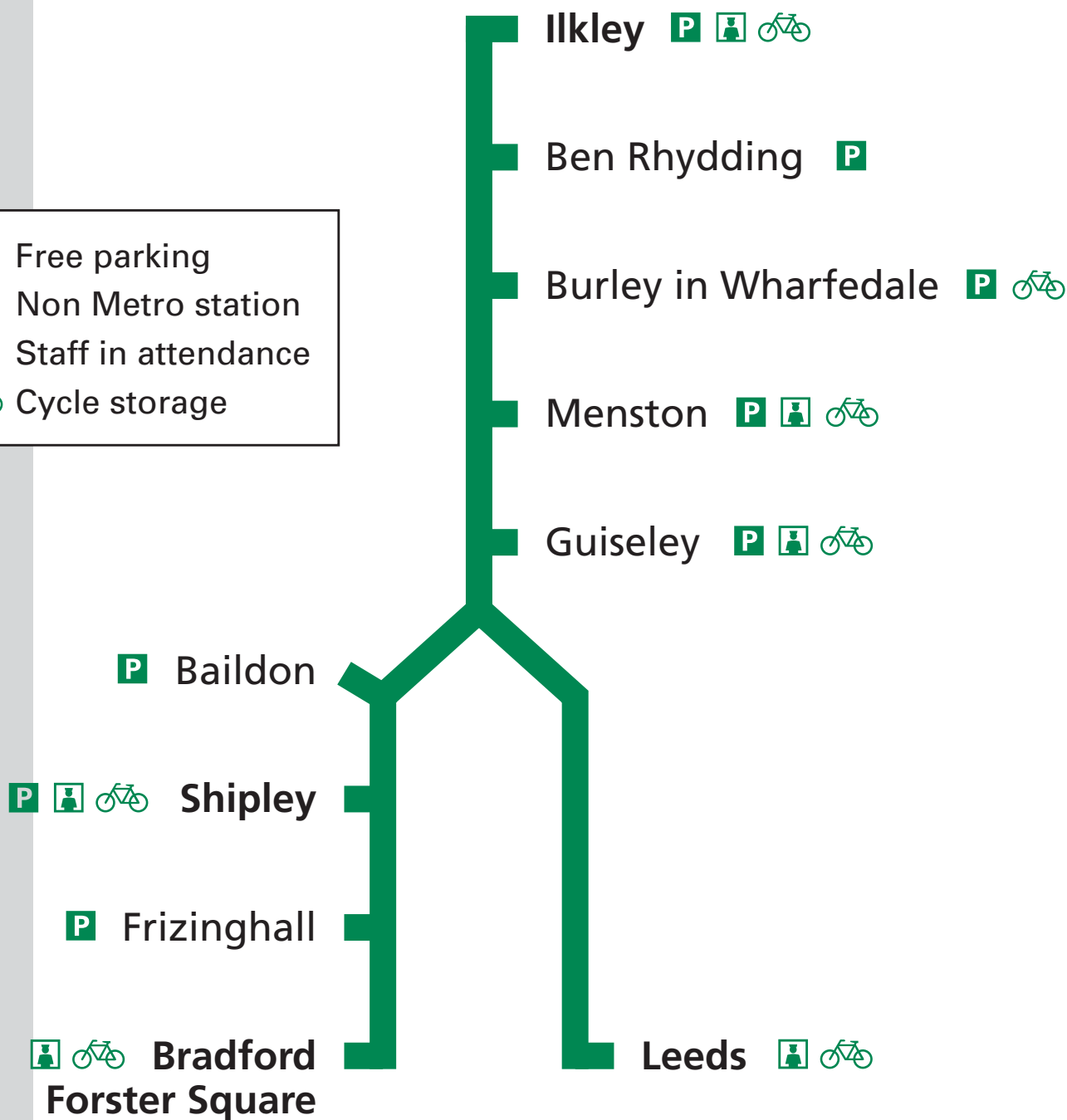
13 December 2009 to 22 May 2010



METRO

Wharfedale Train Times

P Free parking
● Non Metro station
 Staff in attendance
 Cycle storage



National Rail

Britain's train companies working together

Save time and download your timetables from

www.wymetro.com

Wharfedale Line

			Towards Bradford/Leeds								
			SX	SO	SX	SX	SX	SX	SX	SX	
Ilkley	d	0609	0617	0619	0640	0650	0710	0722	0740	0750	0805
Ben Rhydding	d	0611	0619	0621	0642	0652	0712	0724	0742	0752	0807
Burley-in-Wharfedale	d	0617	0625	0627	0648	0658	0718	0730	0748	0758	0813
Menston	d	0620	0628	0630	0651	0701	0721	0733	0751	0801	0816
Guiselay	d	0623	0631	0634	0654	0704	0724	0736	0754	0804	0819
Baildon	d		0636	0639		0709		0741		0809	
Shipley	d		0641	0644		0715		0747		0813	
Frizinghall	d		0644	0647		0717		0749		0816	
Bradford Forster Square	a		0650	0655		0722		0756		0822	
Leeds	a	0639			0710		0738		0809		0834

			SO	SX	SO	SX	SO	SX			
Ilkley	d	0810	0817	0821	0824	0840	0851	0854	0910	0921	0940
Ben Rhydding	d	0812	0819	0823	0826	0842	0853	0856	0912	0923	0942
Burley-in-Wharfedale	d	0818	0825	0829	0832	0848	0859	0902	0918	0929	0948
Menston	d	0821	0828	0832	0835	0851	0902	0905	0921	0932	0951
Guiselay	d	0824	0831	0835	0839	0854	0905	0908	0924	0935	0954
Baildon	d			0840	0844		0910	0913		0940	
Shipley	d			0844	0848		0914	0918		0944	
Frizinghall	d			0846	0850		0917	0921		0947	
Bradford Forster Square	a			0853	0856		0924	0927		0953	
Leeds	a	0839	0846			0911			0939		10g08

Ilkley	d	0951	1010	1021	1040	1051	1110	1121	1140	1151	1210
Ben Rhydding	d	0953	1012	1023	1042	1053	1112	1123	1142	1153	1212
Burley-in-Wharfedale	d	0959	1018	1029	1048	1059	1118	1129	1148	1159	1218
Menston	d	1002	1021	1032	1051	1102	1121	1132	1151	1202	1221
Guiselay	d	1005	1025	1035	1054	1105	1124	1135	1154	1205	1224
Baildon	d	1010		1040		1110		1140		1210	
Shipley	d	1014		1044		1114		1144		1214	
Frizinghall	d	1017		1047		1117		1147		1217	
Bradford Forster Square	a	1023		1053		1123		1153		1224	
Leeds	a		10e39		1108		1139		1208		1239

Ilkley	d	1221	1240	1251	1310	1321	1340	1351	1410	1421	1440
Ben Rhydding	d	1223	1242	1253	1312	1323	1342	1353	1412	1423	1442
Burley-in-Wharfedale	d	1229	1248	1259	1318	1329	1348	1359	1418	1429	1448
Menston	d	1232	1251	1302	1321	1332	1351	1402	1421	1432	1451
Guiselay	d	1235	1254	1305	1324	1335	1354	1405	1424	1435	1454
Baildon	d	1240		1310		1340		1410		1440	
Shipley	d	1244		1314		1344		1414		1444	
Frizinghall	d	1247		1317		1347		1417		1447	
Bradford Forster Square	a	1253		1323		1353		1423		1453	
Leeds	a		1308		1338		1409		1439		1510

Notes: a Arrive. d Depart.

e 2 minutes later on Saturdays. g 3 minutes later on Saturdays.

SO Saturdays only.

SX Saturdays excepted.

For details of connecting bus services between Otley and Menston station, please refer to bus timetable leaflets 33, 33A and 967 or call MetroLine on 0113 245 7676.

For details of other trains between Bradford and Shipley please see the Leeds-Bradford composite timetable. Passengers are advised to allow a minimum connecting time of 10 minutes between trains at Leeds station.

Wharfedale Line

			Towards Bradford/Leeds								
			SO	SX							
Ilkley	d	1451	1510	1521	1540	1551	1610	1612	1621	1640	1651
Ben Rhydding	d	1453	1512	1523	1542	1553	1612	1614	1623	1642	1653
Burley-in-Wharfedale	d	1459	1518	1529	1548	1559	1618	1620	1629	1648	1659
Menston	d	1502	1521	1532	1551	1602	1621	1623	1632	1651	1702
Guiselay	d	1505	1524	1535	1554	1605	1624	1627	1635	1654	1705
Baildon	d	1510		1540		1610			1640		1710
ShIPLEY	d	1514		1544		1614			1644		1715
Frizinghall	d	1517		1547		1617			1647		1717
Bradford Forster Square	a	1523		1553		1623			1653		1723
Leeds	a		1540		1608		1638	1646		1709	

			SO	SX			SO	SX			
Ilkley	d	1710	1714	1721	1740	1742	1751	1804	1810	1821	1840
Ben Rhydding	d	1712	1716	1723	1742	1744	1753	1806	1812	1823	1842
Burley-in-Wharfedale	d	1718	1722	1729	1748	1750	1759	1812	1818	1829	1848
Menston	d	1721	1725	1732	1751	1753	1802	1815	1821	1832	1851
Guiselay	d	1724	1729	1735	1754	1756	1805	1818	1824	1835	1854
Baildon	d			1740			1810			1840	
ShIPLEY	d			1744			1814			1844	
Frizinghall	d			1746			1817			1846	
Bradford Forster Square	a			1753			1823			1852	
Leeds	a	1738	1744		1809	1816		1835	1840		1909

Ilkley	d	1851	1910	1921	1940	2005	2021	2040	2121	2140	2221
Ben Rhydding	d	1853	1912	1923	1942	2007	2023	2042	2123	2142	2223
Burley-in-Wharfedale	d	1859	1918	1929	1948	2013	2029	2048	2129	2148	2229
Menston	d	1902	1921	1932	1951	2016	2032	2051	2132	2151	2232
Guiselay	d	1905	1924	1935	1954	2019	2035	2054	2135	2154	2235
Baildon	d	1910		1940		2024		2059		2159	
ShIPLEY	d	1914		1944		2028		2103		2203	
Frizinghall	d	1917		1947		2030		2105		2205	
Bradford Forster Square	a	1923		1953		2036		2112		2211	
Leeds	a		1940		2009		2053	21z30	2149	22z32	2249

Ilkley	d	2240	2321								
Ben Rhydding	d	2242	2323								
Burley-in-Wharfedale	d	2248	2329								
Menston	d	2251	2332								
Guiselay	d	2254	2335								
Baildon	d	2259									
ShIPLEY	d	2303									
Frizinghall	d	2305									
Bradford Forster Square	a	2313									
Leeds	a		2349								

Notes: a Arrive. d Depart.

z Connecting time. Change at Shipley.

SO Saturdays only.

SX Saturdays excepted.

For details of connecting bus services between Otley and Menston station, please refer to bus timetable leaflets 33, 33A and 967 or call MetroLine on 0113 245 7676.

For details of other trains between Bradford and Shipley please see the Leeds-Bradford composite timetable.

Passengers are advised to allow a minimum connecting time of 10 minutes between trains at Leeds station.

Wharfedale Line

Sundays

Towards Bradford/Leeds

Ilkley	d	0930	0953	1021	1121	1153	1221	1321	1353	1421	1521
Ben Rhydding	d	0932	0955	1023	1123	1155	1223	1323	1355	1423	1523
Burley-in-Wharfedale	d	0938	1001	1029	1129	1201	1229	1329	1401	1429	1529
Menston	d	0941	1004	1032	1132	1204	1232	1332	1404	1432	1532
Guiseley	d	0944	1007	1035	1135	1207	1235	1335	1407	1435	1535
Baildon	d		1012			1212			1412		
Shipley	d		1015			1215			1415		
Frizinghall	d		1018			1218			1418		
Bradford Forster Square	a		1024			1224			1424		
Leeds	a	0958		1049	1149		1249	1349		1449	1549

Ilkley	d	1553	1621	1721	1753	1821	1921	1953	2021	2121	2153
Ben Rhydding	d	1555	1623	1723	1755	1823	1923	1955	2023	2123	2155
Burley-in-Wharfedale	d	1601	1629	1729	1801	1829	1929	2001	2029	2129	2201
Menston	d	1604	1632	1732	1804	1832	1932	2004	2032	2132	2204
Guiseley	d	1607	1635	1735	1807	1835	1935	2007	2035	2135	2207
Baildon	d	1612			1812			2012			2212
Shipley	d	1615			1815			2015			2215
Frizinghall	d	1618			1818			2018			2218
Bradford Forster Square	a	1624			1824			2024			2224
Leeds	a		1649	1749		1849	1949		2049	2149	

Ilkley	d	2221	2321								
Ben Rhydding	d	2223	2323								
Burley-in-Wharfedale	d	2229	2329								
Menston	d	2232	2332								
Guiseley	d	2235	2335								
Baildon	d										
Shipley	d										
Frizinghall	d										
Bradford Forster Square	a										
Leeds	a	2249	2349								

Towards Ilkley

Mondays to Saturdays

				SX	SX		SX	SO	SX	SX	SX
Leeds	d	0602		0627		0702			0729	0735	
Bradford Forster Square	d		0615		0644		0711	0715			0746
Frizinghall	d		0618		0647		0714	0718			0749
Shipley	d		0622		0651		0718	0723			0753
Baildon	d		0625		0654		0721	0726			0756
Guiseley	d	0614	0631	0641	0700	0714	0727	0732	0742	0750	0802
Menston	d	0617	0634	0644	0703	0717	0730	0735	0745	0753	0805
Burley-in-Wharfedale	d	0620	0637	0647	0706	0720	0733	0738	0748	0756	0809
Ben Rhydding	d	0623	0640	0651	0709	0724	0736	0741	0752	0759	0812
Ilkley	a	0629	0646	0656	0715	0729	0742	0747	0757	0805	0818

Notes: a Arrive. d Depart.

SO Saturdays only. **SX** Saturdays excepted.

For details of connecting bus services between Otley and Menston station, please refer to bus timetable leaflets 33, 33A and 967 or call MetroLine on 0113 245 7676.

For details of other trains between Bradford and Shipley please see the Leeds-Bradford composite timetable. Passengers are advised to allow a minimum connecting time of 10 minutes between trains at Leeds station.

Wharfedale Line

Mondays to Saturdays

Towards Ilkley

Leeds	d	0802		0832		0902		0932		1002	
Bradford Forster Square	d		0816		0846		0916		0946	1016	
Frizinghall	d		0819		0849		0919		0949	1019	
Shipley	d		0823		0853		0923		0953	1023	
Baildon	d		0826		0856		0926		0956	1026	
Guiseley	d	0814	0832	0844	0902	0914	0932	0945	1002	1014	1032
Menston	d	0817	0835	0847	0905	0917	0935	0948	1005	1017	1035
Burley-in-Wharfedale	d	0820	0838	0850	0908	0920	0938	0952	1008	1020	1038
Ben Rhydding	d	0823	0841	0853	0911	0924	0941	0955	1011	1023	1041
Ilkley	a	0829	0849	0902	0917	0933	0947	1001	1017	1030	1047

Leeds	d	1032		1102		1132		1202		1232	
Bradford Forster Square	d		1046		1116		1146		1216	1246	
Frizinghall	d		1049		1119		1149		1219	1249	
Shipley	d		1053		1123		1153		1223	1253	
Baildon	d		1056		1126		1156		1226	1256	
Guiseley	d	1044	1102	1114	1132	1144	1202	1214	1232	1244	1302
Menston	d	1047	1105	1117	1135	1147	1205	1217	1235	1247	1305
Burley-in-Wharfedale	d	1050	1108	1120	1138	1150	1208	1220	1238	1250	1308
Ben Rhydding	d	1053	1111	1123	1141	1153	1211	1223	1241	1253	1311
Ilkley	a	1059	1117	1129	1147	1200	1217	1229	1247	1301	1317

Leeds	d	1302		1332		1402		1432		1502	
Bradford Forster Square	d		1316		1346		1416		1446	1516	
Frizinghall	d		1319		1349		1419		1449	1519	
Shipley	d		1323		1353		1423		1453	1523	
Baildon	d		1326		1356		1426		1456	1526	
Guiseley	d	1314	1332	1344	1402	1414	1432	1444	1502	1514	1532
Menston	d	1317	1335	1347	1405	1417	1435	1447	1505	1517	1535
Burley-in-Wharfedale	d	1320	1338	1350	1408	1420	1438	1450	1508	1520	1538
Ben Rhydding	d	1323	1341	1353	1411	1423	1441	1453	1511	1523	1541
Ilkley	a	1329	1347	1359	1417	1429	1447	1501	1517	1529	1547

								SX	SO	SX	
Leeds	d	1532		1602		1632		1702	1715		
Bradford Forster Square	d		1546		1616		1644		1716	1716	
Frizinghall	d		1549		1619		1648		1719	1719	
Shipley	d		1553		1623		1652		1723	1725	
Baildon	d		1556		1626		1655		1726	1728	
Guiseley	d	1544	1602	1614	1632	1644	1701	1714	1728	1732	1735
Menston	d	1547	1605	1617	1635	1647	1704	1717	1731	1735	1738
Burley-in-Wharfedale	d	1550	1608	1620	1638	1650	1707	1720	1734	1738	1742
Ben Rhydding	d	1553	1611	1623	1641	1653	17c11	1723	1737	1741	1746
Ilkley	a	1559	1617	1629	1647	1700	1717	1729	1743	1747	1751

Notes: a Arrive. d Depart.

c 1 minute earlier on Saturdays.

SO Saturdays only.

SX Saturdays excepted.

For details of connecting bus services between Otley and Menston station, please refer to bus timetable leaflets 33, 33A and 967 or call MetroLine on 0113 245 7676.

For details of other trains between Bradford and Shipley please see the Leeds-Bradford composite timetable.

Passengers are advised to allow a minimum connecting time of 10 minutes between trains at Leeds station.

Wharfedale Line

Mondays to Saturdays

Towards Ilkley

Leeds	d	1732		1802		1832		1902	1932		2002
Bradford Forster Square	d		1746		1816		1846			1941	
Frizinghall	d		1749		1819		1849			1944	
Shipley	d		1753		1823		1853			1948	
Baildon	d		1757		1826		1856			1951	
Guisley	d	1744	1802	1814	1832	1844	1902	1914	1944	1956	2014
Menston	d	1747	1805	1817	1835	1847	1905	1917	1947	1959	2017
Burley-in-Wharfedale	d	1751	1808	1820	1838	1850	1908	1920	1950	2002	2020
Ben Rhydding	d	1754	1812	1823	1841	1853	1911	1924	1953	2006	2023
Ilkley	a	1800	1817	1830	1847	1901	1917	1929	2000	2012	2030

Leeds	d	20z26	2106	21z26	2206	22z26	2315				
Bradford Forster Square	d	2038		2138		2238		2320			
Frizinghall	d	2041		2141		2241		2323			
Shipley	d	2045		2145		2245		2327			
Baildon	d	2048		2148		2248		2330			
Guisley	d	2054	2118	2154	2218	2254	2327	2336			
Menston	d	2057	2121	2157	2221	2257	2330	2339			
Burley-in-Wharfedale	d	2100	2124	2200	2224	2300	2333	2342			
Ben Rhydding	d	2103	2127	2203	2227	2303	2336	2345			
Ilkley	a	2109	2133	2209	2234	2309	2342	2351			

Sundays

Leeds	d	0912	1012		1112	1212		1312	1412		1512
Bradford Forster Square	d			1038			1238			1438	
Frizinghall	d			1041			1241			1441	
Shipley	d			1044			1244			1444	
Baildon	d			1047			1247			1447	
Guisley	d	0923	1023	1052	1123	1223	1252	1323	1423	1452	1523
Menston	d	0926	1026	1055	1126	1226	1255	1326	1426	1455	1526
Burley-in-Wharfedale	d	0929	1029	1058	1129	1229	1258	1329	1429	1458	1529
Ben Rhydding	d	0933	1033	1102	1133	1233	1302	1333	1433	1502	1533
Ilkley	a	0938	1038	1107	1138	1238	1307	1338	1438	1507	1538

Leeds	d	1612		1712	1812		1912	2012		2112	2212
Bradford Forster Square	d		1638			1838			2038		
Frizinghall	d		1641			1841			2041		
Shipley	d		1644			1844			2044		
Baildon	d		1647			1847			2047		
Guisley	d	1623	1652	1723	1823	1852	1923	2023	2052	2123	2223
Menston	d	1626	1655	1726	1826	1855	1926	2026	2055	2126	2226
Burley-in-Wharfedale	d	1629	1658	1729	1829	1858	1929	2029	2058	2129	2229
Ben Rhydding	d	1633	1702	1733	1833	1902	1933	2033	2102	2133	2233
Ilkley	a	1638	1707	1738	1838	1907	1938	2038	2107	2138	2238

Notes: a Arrive. d Depart.

z Connecting time. Change at Shipley.

For details of connecting bus services between Otley and Menston station, please refer to bus timetable leaflets 33, 33A and 967 or call MetroLine on 0113 245 7676.

For details of other trains between Bradford and Shipley please see the Leeds-Bradford composite timetable. Passengers are advised to allow a minimum connecting time of 10 minutes between trains at Leeds station.

Wharfedale Line

Sundays

Towards Ilkley

Leeds	d	2314	
Bradford Forster Square	d	2238	
Frizinghall	d	2241	
Shipley	d	2244	
Baildon	d	2247	
Guiseley	d	2252	2325
Menston	d	2255	2328
Burley-in-Wharfedale	d	2258	2331
Ben Rhydding	d	2302	2335
Ilkley	a	2307	2340

Notes: a Arrive. d Depart.

For details of connecting bus services between Otley and Menston station, please refer to bus timetable leaflets 33, 33A and 967 or call MetroLine on 0113 245 7676.

For details of other trains between Bradford and Shipley please see the Leeds-Bradford composite timetable. Passengers are advised to allow a minimum connecting time of 10 minutes between trains at Leeds station.



Wharfedale Line Timetable

West Yorkshire local rail services between Leeds / Bradford Forster Square and Ilkley are operated by Northern in accordance with the requirements of Metro.

This timetable shows all trains between Leeds / Bradford Forster Square and Ilkley. Additional trains run between Shipley and Bradford Forster Square (see Leeds - Bradford composite timetable).



METRO

information

Please
recycle this
leaflet
after use



Metro provides impartial advice and information about bus and train services in West Yorkshire.

Get real-time information on the move with Metro's **yournextbus** or National Rail's **TrainTracker™** real-time systems. Go to www.wymetro.com for details.

Visit **www.wymetro.com** to:


- download bus and train timetables.
- find out about concessionary travel.
- get information on multi-journey tickets.
- plan a journey in Yorkshire with Yorkshire Journey Planner.

Call **MetroLine** on **0113 245 7676**. We're open 0700 to 2200 daily (excluding Christmas Day, Boxing Day and New Year's Day).

Call into a **Travel Centre** at any staffed bus or rail station in West Yorkshire.

If you would like to receive timetables in large print, Braille, audio CD or tape, please contact us on 0113 245 7676 - Typetalk friendly.

Published by Metro. 40-50 Wellington Street, Leeds LS1 2DE.
Telephone: 0113 251 7272

Local Travel	MetroLine Buses and Trains	0113 245 7676
Open 7am to 10pm - 7 days a week		
National Travel	 traveline public transport info	0871 200 22 33*
Open 7am to 9pm - 7 days a week		
Rail Travel	National Rail Enquiries	08457 48 49 50
Open 24 hours a day - 7 days a week		

*10p per minute plus any charges your network provider makes